

WR Type

IP67 Wet Rated Flexible Linear



Custom Lengths

Preassembled up to ≤ 32 ft. (384 in)*
Regulated by class 2 circuit limitations
Refer to driver data sheet for max lengths

IP67

Wet Location

Made in the USA

Fabricated with high quality material

*Up to Class 2 Max

Includes

#WR-MK Mounting Clips & Screws

Compatible With

#WR-MT Mounting Tape (Indoor, Sealed Surfaces)

-or-

Clear Silicone (Outdoor, Porous Surfaces)

Select Output & Color Temperature

Determine required lengths

Tested as suitable for use within
clothing closet spaces by ETL/
Intertek

Must be installed in accordance
with NEC 410.16 for use in clothing
closet spaces

8924-CT3022-WR

High Rendering, Dynamic Warm White
Wet Rated Fixture



90+ CRI

UL Class 2

IP67 Wet Location

Custom Cut to Fit, Field Trimmable

50,000 Hour Min. Lifespan

22 2150K • 95+ CRI

24 2350K • 95+ CRI

27 2650K • 95+ CRI

30 2950K • 95+ CRI

Requires Aion LED Driver & Approved Controller
-Sold Separately, Not Included

Tested as suitable for use within
clothing closet spaces by ETL/ Intertek

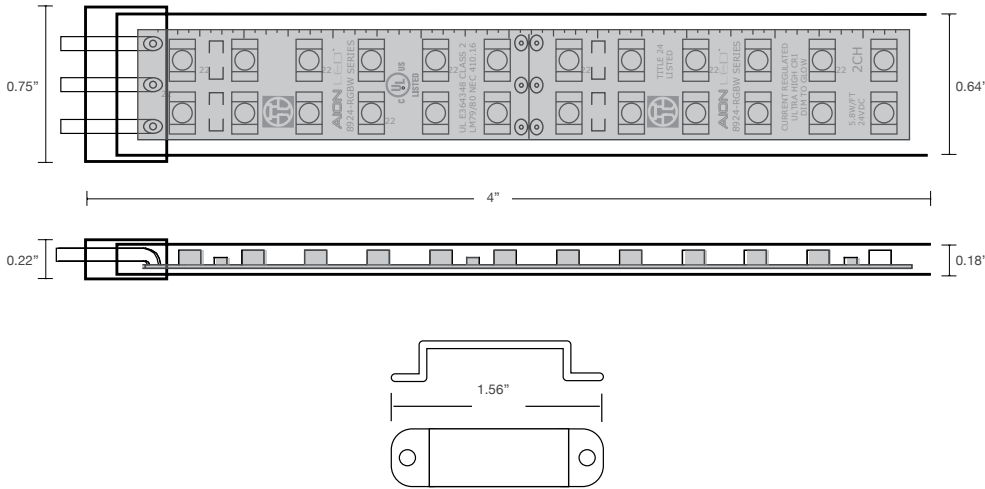
Must be installed in accordance with
NEC 410.16 for use in clothing closet
spaces



Component of a complete system including: Aion LED A-Track Light Engine, Aion LED A-Track housing with diffuser lens, & Aion LED driver (power supply). Dimmer not included. Approved dimmers, controls, power supplies, cable, & other components only. Contact Aion LED for questions regarding compatibility. Electrician installed. Strictly adhere to NEC & local building code. Limited 5-year warranty against manufacturing defects only, does not cover labor; voided by: inadequate ventilation, field modifications, installation by unqualified personnel, unapproved controls, drivers, cabling, other devices, not following installation guidelines & protocol, general negligence. Installer assumes all liability with regard to property & safety. This product is UL listed. See separate "Aion LED Warranty Terms" & additional instructional materials for more information. Authorized installers only. Systems tested prior to shipping.

8924-CT3022-WR

High Rendering, Dynamic Warm White
Wet Rated Fixture



2 Channel Fixture:

CH 1: 3000K ~2.8W/ft.

CH 2: 2150K ~2.8W/ft.

Max. Increment:

30 ft. when utilizing Aion LED Dynamic
Tuner Module

Min. Increment:

2 in.

	@2150K	@2950K
Total Lumens	126.64	206.60
Input Power	2.26 W	2.82 W
Efficacy	56.80	79
Color Rendering Index	94+ CRI	92+ CRI
R9	71.30	68.06
Input Voltage (VDC)	24.00	24.00
Input Current (Amp)	0.09	0.11
Correlated Color Temperature	2150K	2950K



REQUIRES D100-X2 DRIVER and DMX CONTROLLER
Sold Separately, Not Included

Component of a complete system including: Aion LED A-Track Light Engine, Aion LED A-Track housing with diffuser lens, & Aion LED driver (power supply). Dimmer not included. Approved dimmers, controls, power supplies, cable, & other components only. Contact Aion LED for questions regarding compatibility. Electrician installed. Strictly adhere to NEC & local building code. Limited 5-year warranty against manufacturing defects only, does not cover labor; voided by: inadequate ventilation, field modifications, installation by unqualified personnel, unapproved controls, drivers, cabling, other devices, not following installation guidelines & protocol, general negligence. Installer assumes all liability with regard to property & safety. This product is UL listed. See separate "Aion LED Warranty Terms" & additional instructional materials for more information. Authorized installers only. Systems tested prior to shipping.



AIONLED.COM | (415) 255-AION
Modified: December 21, 2017

© 2017 Aion LED. All Rights Reserved

X2

DMX, 2 CHANNEL



2 Channel DMX Driver

Factory Programmed for Dim to Glow

Factory Wire Harness for
Ease of Installation

Integrated Class 2 Supply

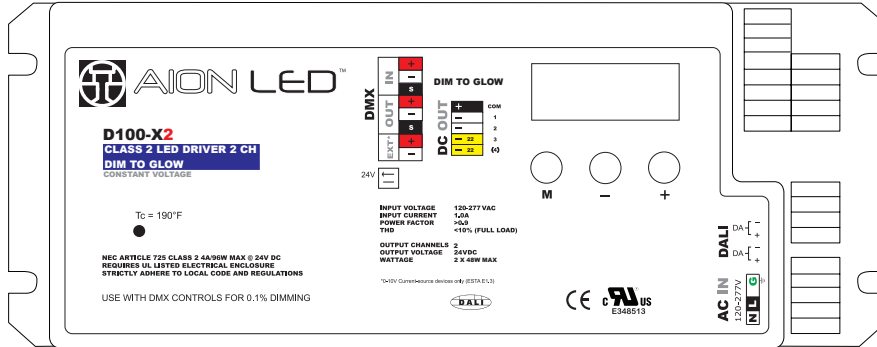
LCD interface

Universal 100-277VAC Input

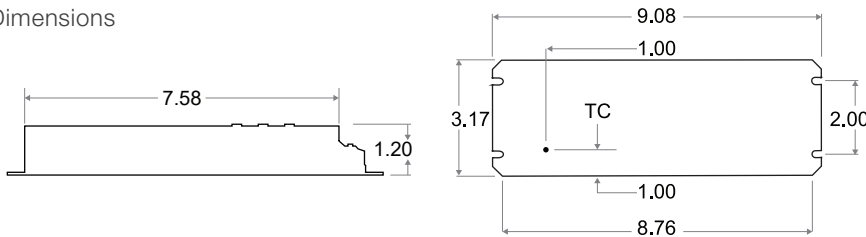
UL, CE, & CSA APPROVED

Requires UL Listed Enclosure

Default Address 1



Dimensions



MODEL	D100-X2	DIMENSIONS (L-W-H)"	9.06 x 3.15 x 1.18"
CASE	DRY & DAMP	PRIMARY BREAKER	AUTO-RESET
WATTAGE	96W @ 24 VDC	DIMMING	0.1%
INPUT VOLTAGE (Hz)	100-277 VAC, 60HZ	CONTROL TYPE	Aion LED AX5-2 Controller, DTM or 3rd Party DMX Interface
INRUSH CURRENT	120 VAC: 35A 240µs 277 VAC: 75A 240µs	3RD PARTY DMX COMPATIBILITY	Lutron, Vantage, Crestron, ETC AMX (ANY DMX)
INPUT CURRENT	120 VAC: 1.05A 277 VAC: 0.45A	THERMAL CLASS	(B) 130 C
POWER FACTOR	>0.94	MAX FEET 8924-CT3022	30 ft. (Max 48W/ Channel)
VOLTAGE LOADED	23.5 VDC	MAX FEET 1524-CT3022	30 ft. (Max 48W/ Channel)
VOLTAGE OPEN	24.2 VDC	MAX FEET 6524-CT3022	8 ft. (Max 48W/ Channel)



Requires, Sold Separately: Aion LED DTM

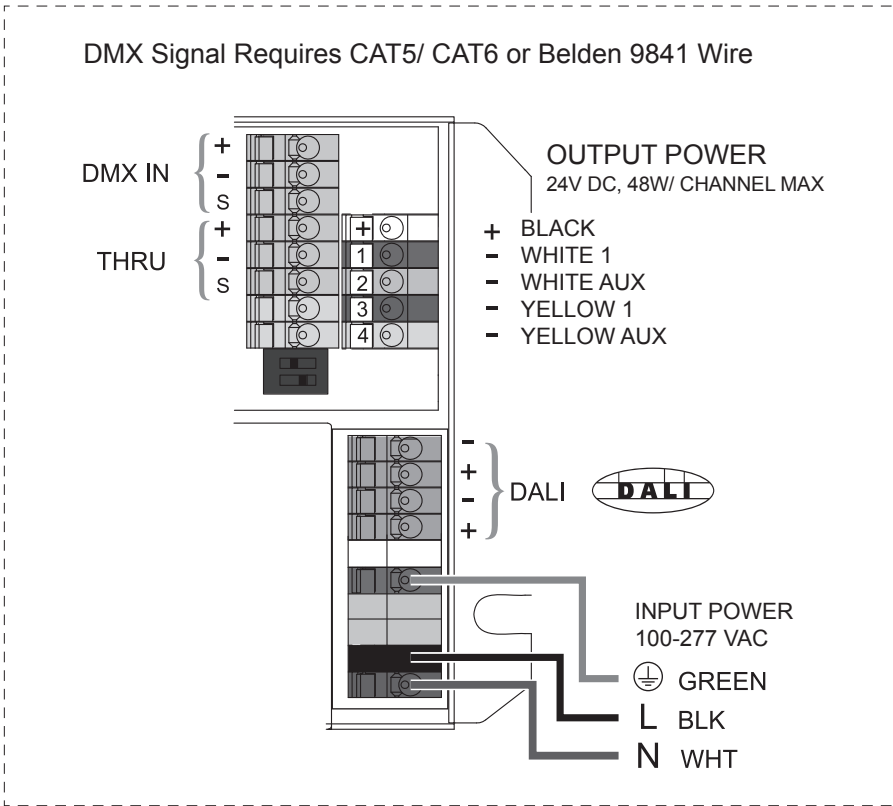
Components of a complete system include: Aion LED A-Track Light Engine, Aion LED A-Track housing with diffuser lens, & Aion LED driver (power supply). Dimmer not included. Approved dimmers, controls, power supplies, cable, & other components only. Contact Aion LED for questions regarding compatibility. Electrician installed. Strictly adhere to NEC & local building code. Limited 5-year warranty against manufacturing defects only, does not cover labor; voided by: inadequate ventilation, field modifications, installation by unqualified personnel, unapproved controls, drivers, cabling, other devices, not following installation guidelines & protocol, general negligence. Installer assumes all liability with regard to property & safety. This product is UL listed. See separate "Aion LED Warranty Terms" & additional instructional materials for more information. Authorized installers only. Systems tested prior to shipping.



AIONLED.COM | (415) 255-AION

Modified: August 7, 2018

© 2018 Aion LED. All Rights Reserved



INSTALL PER NEC

Requires:
DMX Controller & Control Wire Daisy-Chain

Each Fixture Requires:

- (1) Black Conductor
- (1) White
- (1) Yellow

Outputs:

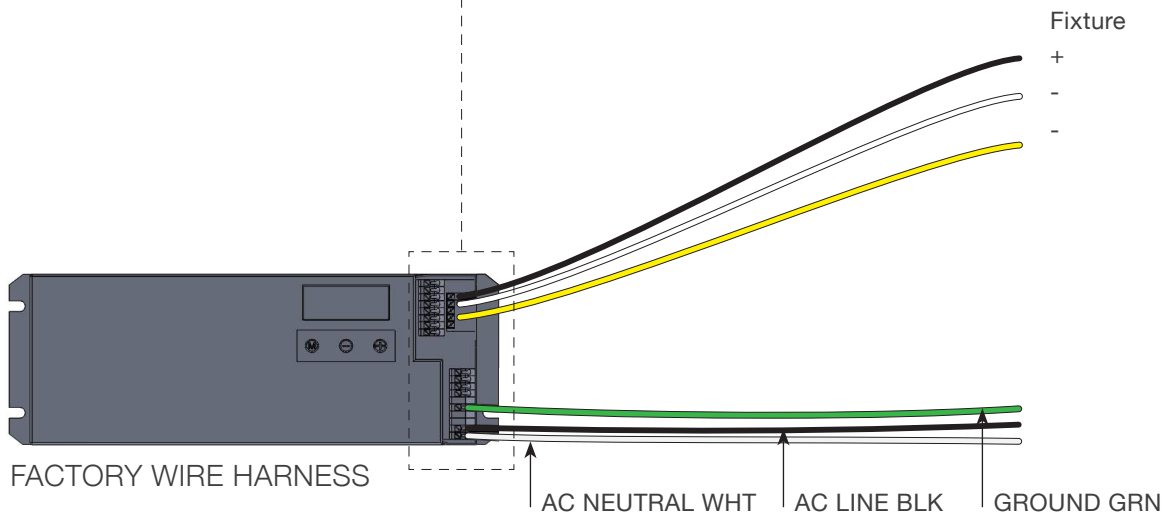
- Black= COMMON POS+
- White= NEG-
- Yellow= NEG-

AC Input:

- LINE (BLK)
- NEUTRAL (WHT)
- GROUND (GRN)

Max Run

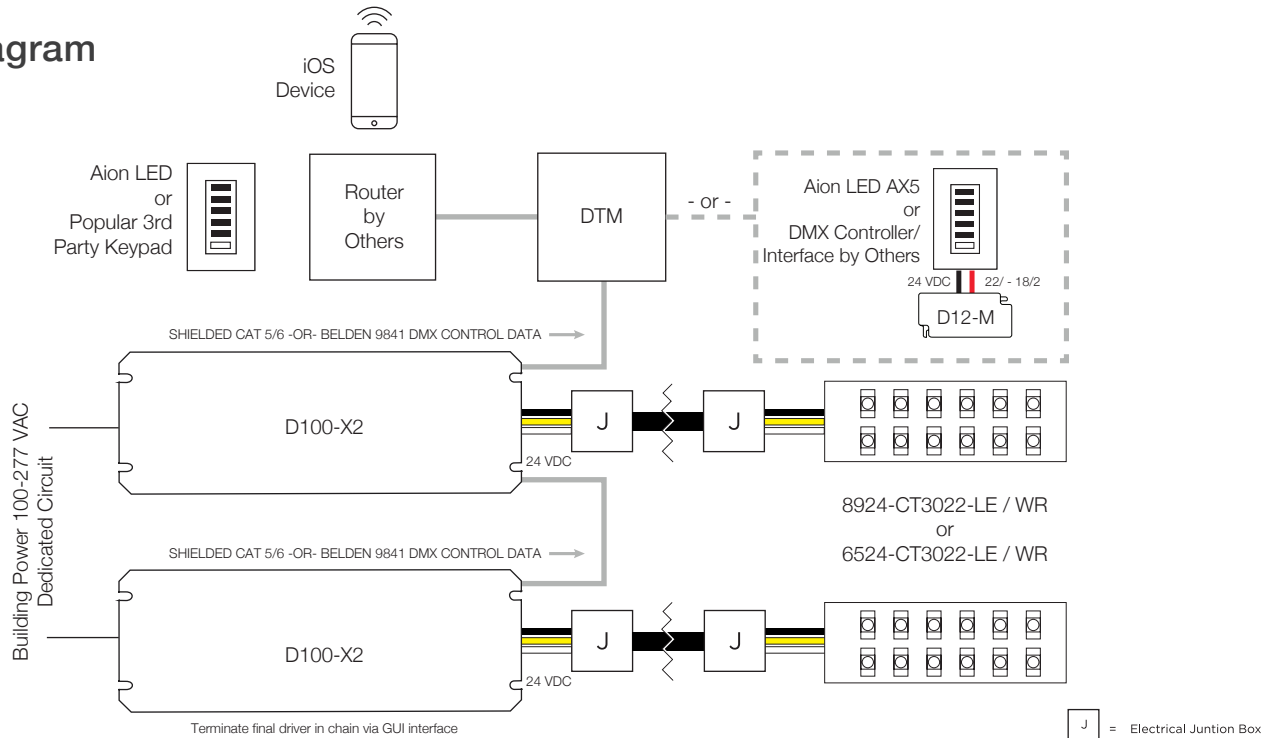
- (Dictated by Programming)
- Max 48W per Channel



Components of a complete system include: Aion LED A-Track Light Engine, Aion LED A-Track housing with diffuser lens, & Aion LED driver (power supply). Dimmer not included. Approved dimmers, controls, power supplies, cable, & other components only. Contact Aion LED for questions regarding compatibility. Electrician installed. Strictly adhere to NEC & local building code. Limited 5-year warranty against manufacturing defects only, does not cover labor; voided by: inadequate ventilation, field modifications, installation by unqualified personnel, unapproved controls, drivers, cabling, other devices, not following installation guidelines & protocol, general negligence. Installer assumes all liability with regard to property & safety. This product is UL listed. See separate "Aion LED Warranty Terms" & additional instructional materials for more information. Authorized installers only. Systems tested prior to shipping.

Wiring Diagram

D100-X2



Installation Instructions

1. Install per NEC and Local code by qualified personnel
2. Requires UL Listed enclosure with adequate ventilation
3. Strain-relief wiring to enclosure to prevent wires from pulling out
4. Wire AC power with 18AWG power wire
5. Ensure that jacket goes all the way into connector
6. Connect DMX controller to 'DMX in' on first unit with Belden 9841 DMX wire (plus, minus, shield), -or- shielded CAT5/6
7. Daisy chain additional units from 'DMX out' to 'DMX' of following unit with Belden 9841 cable -or- shielded CAT5/6
8. Terminate only the final unit in DMX chain via programming interface
9. Wire fixture to wire harness with wire nuts [White, Yellow, DC+ (Black)]
10. Drivers are pre-programmed and tested at Aion LED for specific Aion LED fixtures. Each of the four D100-X series models (X1, X2, X3, X4) ship with a separate and unique Aion LED factory wiring harness for plug and play functionality and to eliminate mistakes in the field. Aside from changing the default DMX address (1) via supplied GUI interface, or activating "Termination" on the final unit in a control chain, only certified integrators and qualified personnel should attempt changing other settings. Default programming settings are for reference only.



Components of a complete system include: Aion LED A-Track Light Engine, Aion LED A-Track housing with diffuser lens, & Aion LED driver (power supply). Dimmer not included. Approved dimmers, controls, power supplies, cable, & other components only. Contact Aion LED for questions regarding compatibility. Electrician installed. Strictly adhere to NEC & local building code. Limited 5-year warranty against manufacturing defects only, does not cover labor; voided by: inadequate ventilation, field modifications, installation by unqualified personnel, unapproved controls, drivers, cabling, other devices, not following installation guidelines & protocol, general negligence. Installer assumes all liability with regard to property & safety. This product is UL listed. See separate "Aion LED Warranty Terms" & additional instructional materials for more information. Authorized installers only. Systems tested prior to shipping.



AIONLED.COM | (415) 255-AION

Modified: August 7, 2018

© 2018 Aion LED. All Rights Reserved

Programming Guide

D100-X2

USER MENU

Highlighted Yellow = User Defined

M	DMX Address = 1 Default
M	Network Resolution = 8 bit
M	Term = No terminate final driver in chain
M	Network Set = Manual
M	Interpolation = White

TO LOCK/ UNLOCK MODE MENU


M + +	Hold for 3 seconds, then select (+) or (-) to lock or unlock
---------------------	--

TO ACCESS OUTPUT MENU

M + +	Hold for 0.5 seconds LED = 2 - 4 L
M	External Input = OFF
M	Dim Curve = Log

TO ACCESS MODE MENU

M	Hold for 3 seconds SET MODE = DMX
- + +	SET MODE = DMX, DALI, SHOW
M	Select M to Select



Can operate Aion LED X Series with DMX or DALI controls. DMX as default. To change to DALI, follow appropriate steps on page 2 of programming guide.

Ensure all wiring is correct and properly terminated

Default DMX address is 1 and can be changed via GUI interface.

Drivers are pre-programmed and tested at Aion LED for specific Aion LED fixtures. Each of the four D100-X series models (X1, X2, X3, X4) ship with a separate and unique Aion LED factory wiring harness for plug and play functionality and to eliminate mistakes in the field.

Aside from changing the default DMX address (1) via supplied GUI interface, or activating "Termination" on the final unit in a control chain, only certified integrators and qualified personnel should attempt changing other settings. Default programming settings are for reference only.

Programming Guide

D100-X2

DALI


M	Press M to view the number of ballasts connected (Channels per fixture). Address is set by DALI Control (or via LED type set in DMX menu.)
M	Press M again to view address (ADDR SET) or if one has not been set (NO ADDR)
M	Press M again to exit configuration and turn off display

In DALI mode, fixtures are addressed through the DALI controller

SHOW

M	Press M and (+) or (-) to select a different SHOW sequence (1-20)
M	Press M again and (+) or (-) to change the speed (SPD) of the selected show sequence (-99 through 99) -99 Twice as Slow 0 Sequence's Default 99 Twice as Fast
M	Press M again and (+) or (-) to change the intensity (INT) of the selected show sequence (0 through 255) 0 Off 255 Full On
M	Press M again to exit configuration and turn off display

SHOW mode is intended to pretest fixtures prior to controls installation. Return to DMX or DALI mode after testing.

AX5-2
 Compact DMX Controller


AX5 ships pre-programmed to factory default settings per application

Standard Decora™ Mounting


Optional programming software, USB interface & remote control available

Requires Approved DMX Signal Cable, Including Belden 9841 -Sold Separately

Requires D12-M-24 Power Supply

MODEL	AX5-2
DIMENSIONS (L-W-H)"	1.8 x 1.8 x 4.1"
WEIGHT	2.9 oz
POWER	2- POSITION SPRING CLIP TERMINAL
DMX PORT	3- POSITION REMOVABLE TERMINAL BLOCK
INPUT	24 VDC

DEFAULT PROGRAMMING



Up: 2150K @ 0.1% - 2950K @100%
 Down: 2950K @100% - 2150K @ 0.1%, Off
 Scene: 2150K - 2700K - 2950K @100%
 Demo
 Off



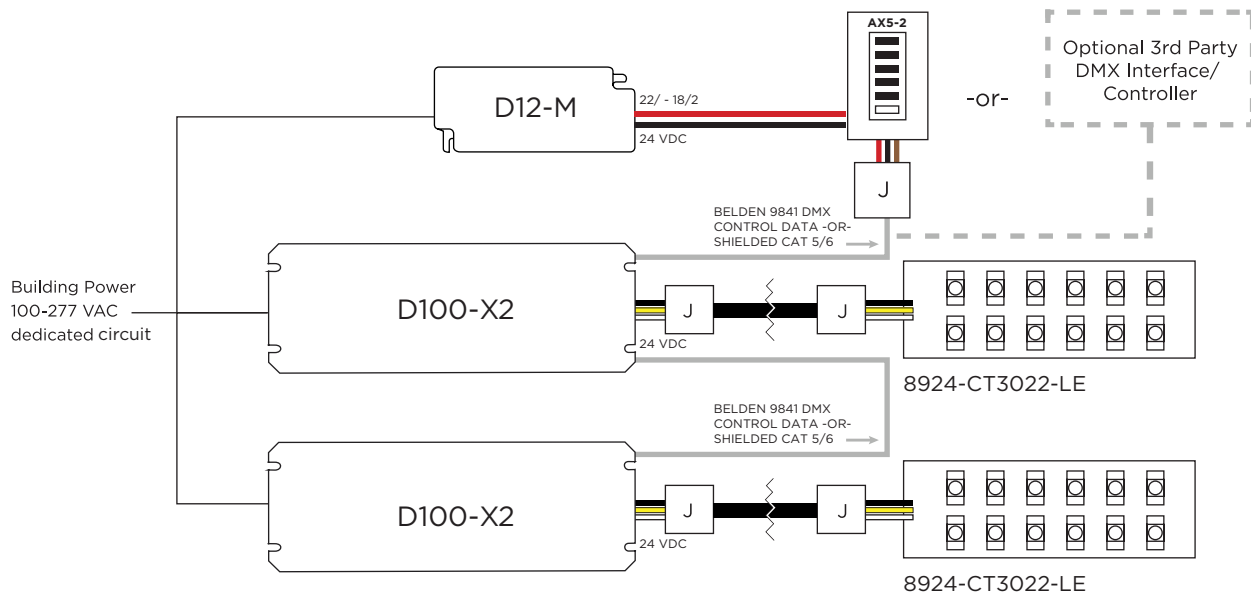
AX5 ships pre-programmed to factory default settings per application

Requires Approved DMX Signal Cable, Including Belden 9841 -Sold Separately

Requires D12-M-24 Power Supply

Default programming subject to change without notice

AX5-2 WIRING DIAGRAM



J = Electrical Junction Box

Component of a complete system including: Aion LED A-Track Light Engine, Aion LED A-Track housing with diffuser lens, & Aion LED driver (power supply). Dimmer not included. Approved dimmers, controls, power supplies, cable, & other components only. Contact Aion LED for questions regarding compatibility. Electrician installed. Strictly adhere to NEC & local building code. Limited 5-year warranty against manufacturing defects only, does not cover labor; voided by: inadequate ventilation, field modifications, installation by unqualified personnel, unapproved controls, drivers, cabling, other devices, not following installation guidelines & protocol, general negligence. Installer assumes all liability with regard to property & safety. This product is UL listed. See separate "Aion LED Warranty Terms" & additional instructional materials for more information. Authorized installers only. Systems tested prior to shipping.

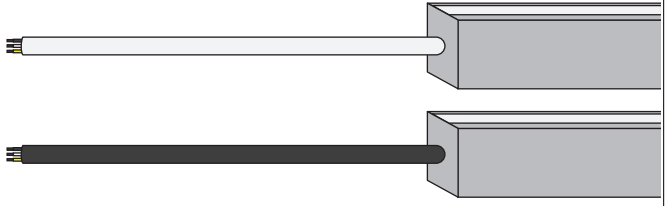
Aion LED
 Low-Voltage Class 2/3 Power Cable
 Dynamic White System

UL Approved

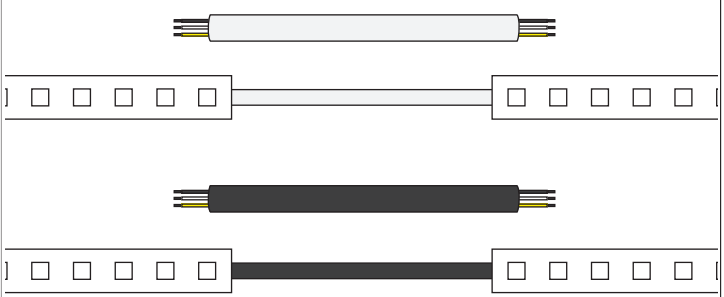
UV Rated

Indoor/ Outdoor

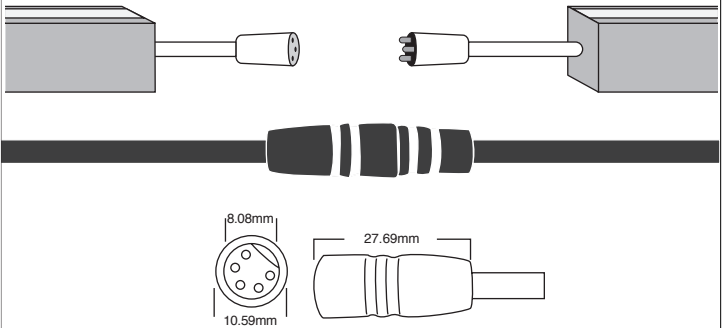

DIM TO GLOW™
Fixture Power Lead

FIXTURE POWER LEAD	WHITE JACKET	BLACK JACKET	
12" power lead	CT-A12	CTB-A12	
24" power lead	CT-A24	CTB-A24	
48" power lead	CT-A48	CTB-A48	


Hard Wire Jumper- Recommended with WR Type & LE Applications Only

HARD WIRED JUMPER	WHITE JACKET	BLACK JACKET	
4" Hard Wired Jumper	CT-C4	CTB-C4	
12" Hard Wired Jumper	CT-C12	CTB-C12	
24" Hard Wired Jumper	CT-C24	CTB-C24	

3 Pin Plugs- Recommended with all AT Series Housings & Fixtures

3 PIN JUMPER w/ disconnect	WHITE JACKET	BLACK JACKET	
4" Jumper with Disconnect	CT-BP4	CT-BPB4	
12" Jumper with Disconnect	CT-BP12	CT-BPB12	
24" Jumper with Disconnect	CT-BP24	CT-BPB24	
48" Jumper with Disconnect	CT-BP48	CT-BPB48	

Patch Cord- Optional, to Extend Length

PATCH CORD	WHITE JACKET	BLACK JACKET	
24" M to F Extension Cord	BP-5FM24	BPB-5FM24	
48" M to F Extension Cord	BP-5FM48	BPB-5FM48	
96" M to F Extension Cord	BP-5FM96	BPB-5FM96	

Black standard for dark bronze housings

White standard for silver housings



Component of a complete system including: Aion LED A-Track Light Engine, Aion LED A-Track housing with diffuser lens, & Aion LED driver (power supply). Dimmer not included. Approved dimmers, controls, power supplies, cable, & other components only. Contact Aion LED for questions regarding compatibility. Electrician installed. Strictly adhere to NEC & local building code. Limited 5-year warranty against manufacturing defects only, does not cover labor; voided by: inadequate ventilation, field modifications, installation by unqualified personnel, unapproved controls, drivers, cabling, other devices, not following installation guidelines & protocol, general negligence. Installer assumes all liability with regard to property & safety. This product is UL listed. See separate "Aion LED Warranty Terms" & additional instructional materials for more information. Authorized installers only. Systems tested prior to shipping.

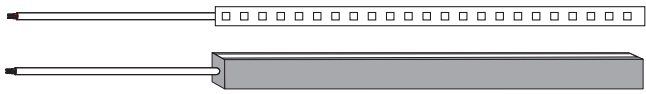
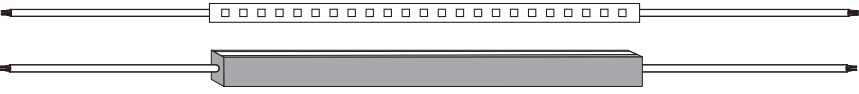
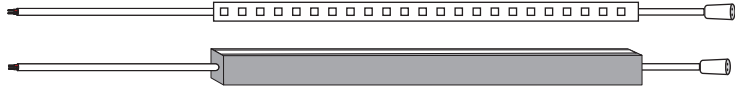
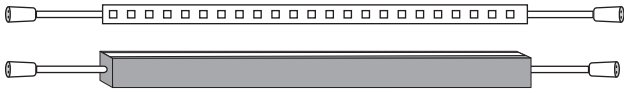
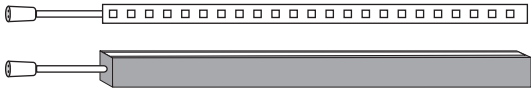





AIONLED.COM | (415) 255-AION

MODIFIED June 19, 2017


© 2017 Aion LED. All Rights Reserved

Unless Otherwise Noted, Leads are 24" and Plugs are 4". Other Lengths Available

- CONFIGURATION 1**
 Power Lead to Fixture
Default, Unless Otherwise Noted

- CONFIGURATION 2**
 Power Lead to Fixture with End Lead
 
- CONFIGURATION 3**
 Power Lead to Fixture with End Plug
 
- CONFIGURATION 4**
 Power Plug to Fixture with End Plug
 
- CONFIGURATION 5**
 Power Plug to Fixture
 
- CONFIGURATION 6**
Not Compatible with Track
 Power Lead to Fixture with Jumper to Next Fixture
 
- CONFIGURATION 7**
Not Compatible with Track
 Jumper to Fixture with Jumper to Next Fixture
 
- CONFIGURATION 8**
Not Compatible with Track
 Jumper to Fixture
 

A-TRACK FIXTURES

Pre-assembled: ≤ 8 ft (96 in)



Assembly Required: > 8 ft (96 in)



Component of a complete system including: Aion LED A-Track Light Engine, Aion LED A-Track housing with diffuser lens, & Aion LED driver (power supply). Dimmer not included. Approved dimmers, controls, power supplies, cable, & other components only. Contact Aion LED for questions regarding compatibility. Electrician installed. Strictly adhere to NEC & local building code. Limited 5-year warranty against manufacturing defects only, does not cover labor; voided by: inadequate ventilation, field modifications, installation by unqualified personnel, unapproved controls, drivers, cabling, other devices, not following installation guidelines & protocol, general negligence. Installer assumes all liability with regard to property & safety. This product is UL listed. See separate "Aion LED Warranty Terms" & additional instructional materials for more information. Authorized installers only. Systems tested prior to shipping.



NAME

LOCATION

SPECIFIER

LIGHT ENGINE	8924 - CT3022 - WR		<h3>Required Fixture Lengths</h3> <p>Please input fixture lengths/ quantity & configuration types</p> <table border="1"> <thead> <tr> <th>ZONE</th> <th>LENGTH</th> <th>QUANTITY</th> <th>CONFIGURATION TYPE</th> </tr> </thead> <tbody> <tr><td> </td><td> </td><td> </td><td> </td></tr> <tr><td> </td><td> </td><td> </td><td> </td></tr> <tr><td> </td><td> </td><td> </td><td> </td></tr> <tr><td> </td><td> </td><td> </td><td> </td></tr> <tr><td> </td><td> </td><td> </td><td> </td></tr> <tr><td> </td><td> </td><td> </td><td> </td></tr> <tr><td> </td><td> </td><td> </td><td> </td></tr> <tr><td> </td><td> </td><td> </td><td> </td></tr> <tr><td> </td><td> </td><td> </td><td> </td></tr> </tbody> </table>	ZONE	LENGTH	QUANTITY	CONFIGURATION TYPE																																				
	ZONE	LENGTH		QUANTITY	CONFIGURATION TYPE																																						
LIGHT ENGINE	POWER LEADS	JUMPER W/ DISCONNECT PLUGS	HARD WIRED JUMPERS																																								
	<table border="0"> <tr><td><input type="checkbox"/> CT <input type="checkbox"/> -A 2 4</td><td>White 24"</td></tr> <tr><td><input type="checkbox"/> CT <input type="checkbox"/> B -A 2 4</td><td>Black 24"</td></tr> <tr><td><input type="checkbox"/> CT <input type="checkbox"/> -A <input type="checkbox"/> <input type="checkbox"/></td><td>Custom</td></tr> </table>	<input type="checkbox"/> CT <input type="checkbox"/> -A 2 4	White 24"	<input type="checkbox"/> CT <input type="checkbox"/> B -A 2 4	Black 24"	<input type="checkbox"/> CT <input type="checkbox"/> -A <input type="checkbox"/> <input type="checkbox"/>	Custom	<table border="0"> <tr><td><input type="checkbox"/> CT <input type="checkbox"/> -B P 4</td><td>White</td></tr> <tr><td><input type="checkbox"/> CT <input type="checkbox"/> -B P B 4</td><td>Black</td></tr> <tr><td><input type="checkbox"/> CT <input type="checkbox"/> -B P <input type="checkbox"/> <input type="checkbox"/></td><td>Custom</td></tr> </table>	<input type="checkbox"/> CT <input type="checkbox"/> -B P 4	White	<input type="checkbox"/> CT <input type="checkbox"/> -B P B 4	Black	<input type="checkbox"/> CT <input type="checkbox"/> -B P <input type="checkbox"/> <input type="checkbox"/>	Custom	<table border="0"> <tr><td><input type="checkbox"/> CT <input type="checkbox"/> -C 4</td><td>White</td></tr> <tr><td><input type="checkbox"/> CT <input type="checkbox"/> B -C 4</td><td>Black</td></tr> <tr><td><input type="checkbox"/> CT <input type="checkbox"/> -C <input type="checkbox"/> <input type="checkbox"/></td><td>Custom</td></tr> </table>	<input type="checkbox"/> CT <input type="checkbox"/> -C 4	White	<input type="checkbox"/> CT <input type="checkbox"/> B -C 4	Black	<input type="checkbox"/> CT <input type="checkbox"/> -C <input type="checkbox"/> <input type="checkbox"/>	Custom																						
<input type="checkbox"/> CT <input type="checkbox"/> -A 2 4	White 24"																																										
<input type="checkbox"/> CT <input type="checkbox"/> B -A 2 4	Black 24"																																										
<input type="checkbox"/> CT <input type="checkbox"/> -A <input type="checkbox"/> <input type="checkbox"/>	Custom																																										
<input type="checkbox"/> CT <input type="checkbox"/> -B P 4	White																																										
<input type="checkbox"/> CT <input type="checkbox"/> -B P B 4	Black																																										
<input type="checkbox"/> CT <input type="checkbox"/> -B P <input type="checkbox"/> <input type="checkbox"/>	Custom																																										
<input type="checkbox"/> CT <input type="checkbox"/> -C 4	White																																										
<input type="checkbox"/> CT <input type="checkbox"/> B -C 4	Black																																										
<input type="checkbox"/> CT <input type="checkbox"/> -C <input type="checkbox"/> <input type="checkbox"/>	Custom																																										
DIM TO GLOW™ LIGHT ENGINE	REFERENCE LEADS & PLUGS CONFIGURATION TYPES PAGE																																										
	DRIVER	X DMX, 1 CHANNEL	AX5 DMX CONTROLLER	DYNAMIC TUNER MODULE & IOS APP																																							
<input type="checkbox"/> D100-X2		<input type="checkbox"/> AX5-2 <input type="checkbox"/> D12-M	<input type="checkbox"/> DTM	<p>Notes</p> <p>Refer to Light Engine Data Sheets for Light Engine Increments. Allow tolerance for wiring/ plugs Fixtures up to Class 2 max. length</p> <p>Custom Lengths</p> <p>Preassembled up to ≤ 16 ft. (192 in) Regulated by class 2 circuit limitations Refer to X2 data sheet for max lengths</p>																																							
			<p>SIGNATURE (Required if Final Lengths)</p> <p><input type="checkbox"/> Final Order Lengths*</p> <p><input type="checkbox"/> Budgetary only, requires field verification</p>																																								

Component of a complete system including: Aion LED A-Track Light Engine, Aion LED A-Track housing with diffuser lens, & Aion LED driver (power supply). Dimmer not included. Approved dimmers, controls, power supplies, cable, & other components only. Contact Aion LED for questions regarding compatibility. Electrician installed. Strictly adhere to NEC & local building code. Limited 5-year warranty against manufacturing defects only, does not cover labor; voided by: inadequate ventilation, field modifications, installation by unqualified personnel, unapproved controls, drivers, cabling, other devices, not following installation guidelines & protocol, general negligence. Installer assumes all liability with regard to property & safety. This product is UL listed. See separate "Aion LED Warranty Terms" & additional instructional materials for more information. Authorized installers only. Systems tested prior to shipping.